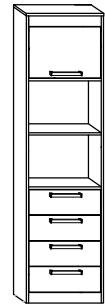




MXS-29 REGAŁ W1D4S

→ 52+193\36



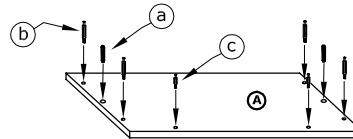
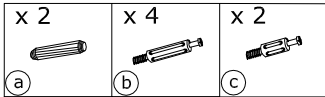
x 8 	x 22 	x 2 	x 24 	x 16 	x 4 					
x 2 	x 2 	x 4 	x 4 	x 5 	x 62 (3,5x16) 			x 16 (3,5x30) 	x 90 	x 1
x 5 	x 4 kpl. (300 mm) 							60 min 		

1 - FAZY MONTAŻU

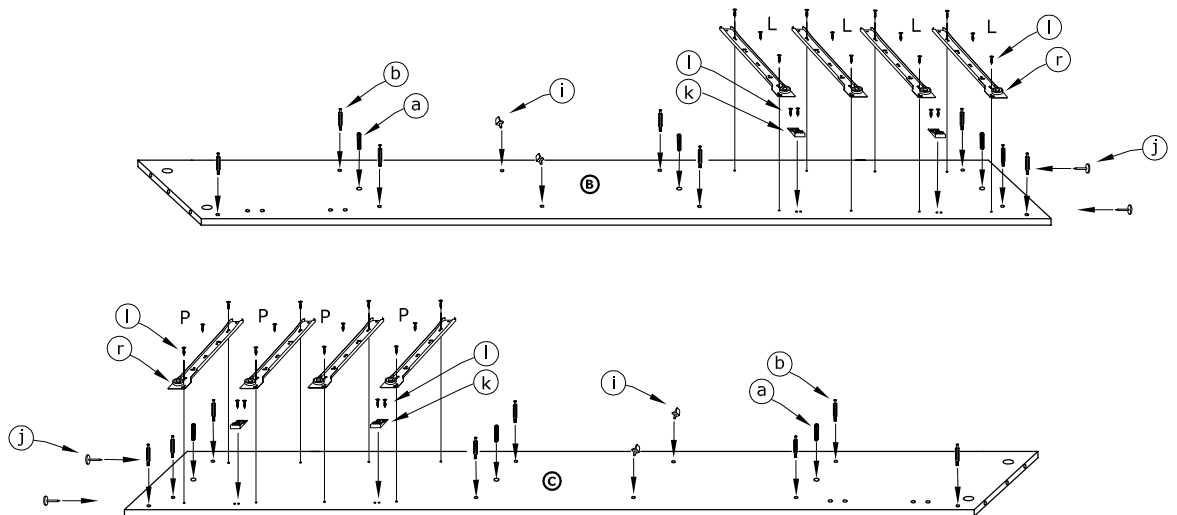
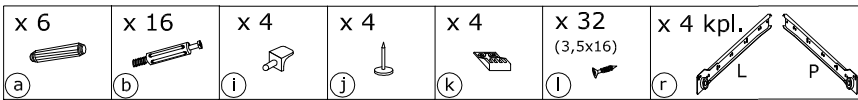
A - OZNACZENIE ELEMENTÓW

a - OZNACZENIE AKCESORIÓW

1



2



3

