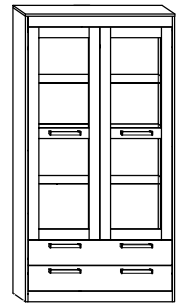




MXS-44 WITRYNA 2S

→ 100 + 193 + 36



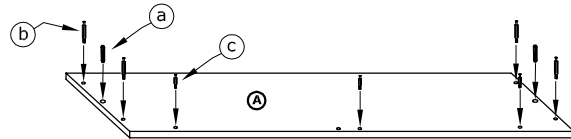
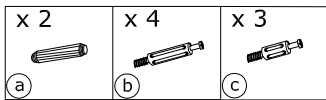
x 9 	x 22 	x 3 	x 25 	x 8 	x 4 				
x 6 	x 6 	x 8 	x 5 	x 4 	x 44 (3,5x16) 			x 10 (3,5x30) 	x 100
x 1 	x 6 		x 2 kpl. (300 mm) 		 60 min 				

1 - FAZY MONTAŻU

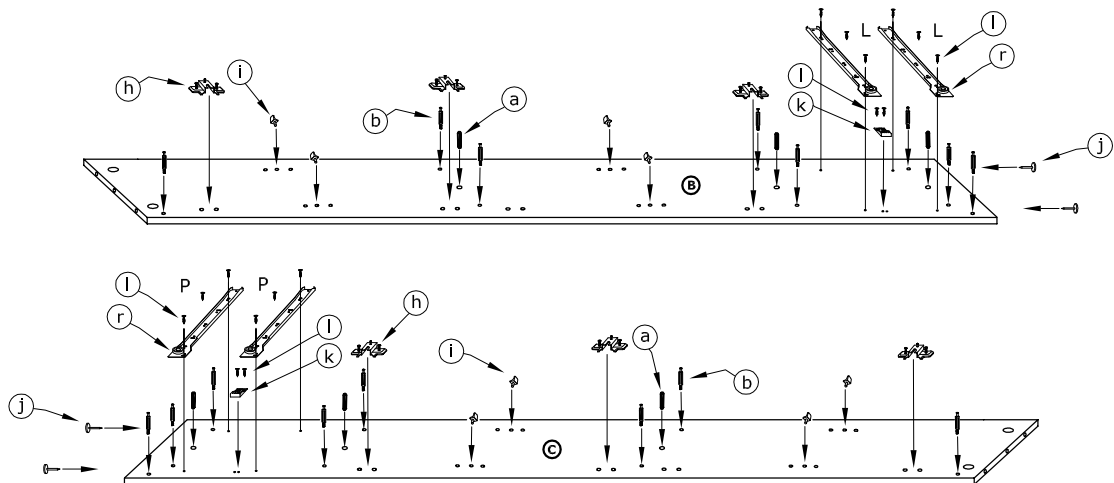
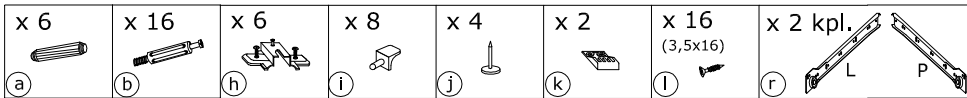
A - OZNACZENIE ELEMENTÓW

a - OZNACZENIE AKCESORIÓW

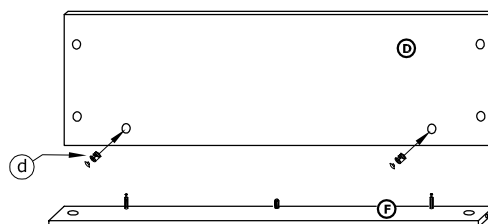
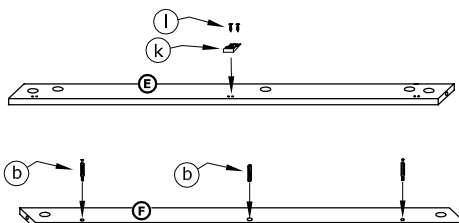
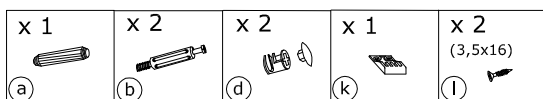
1








2

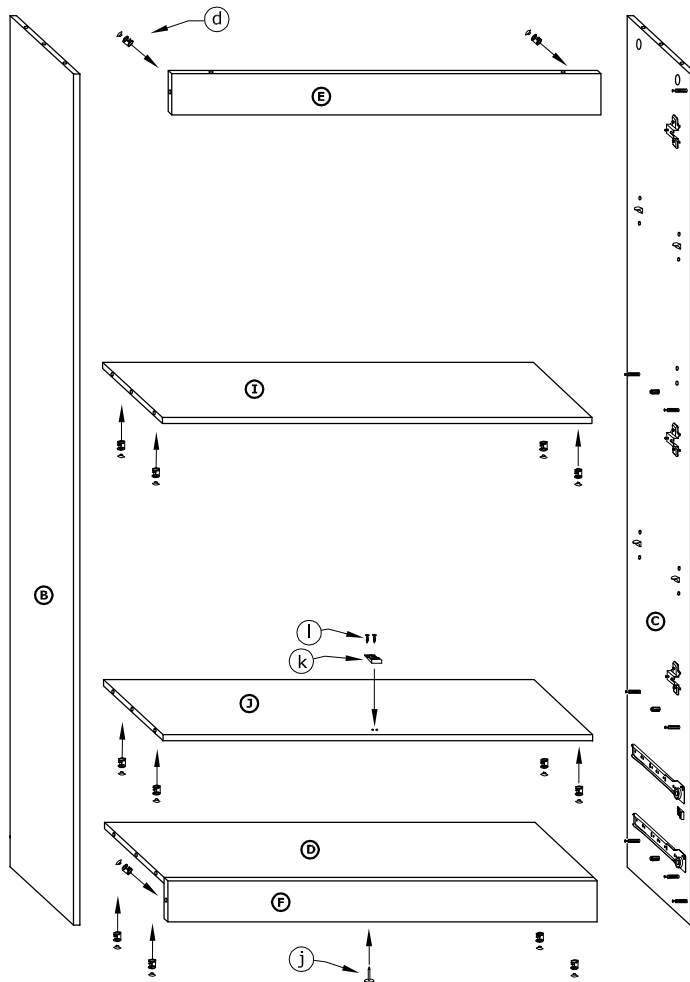


3






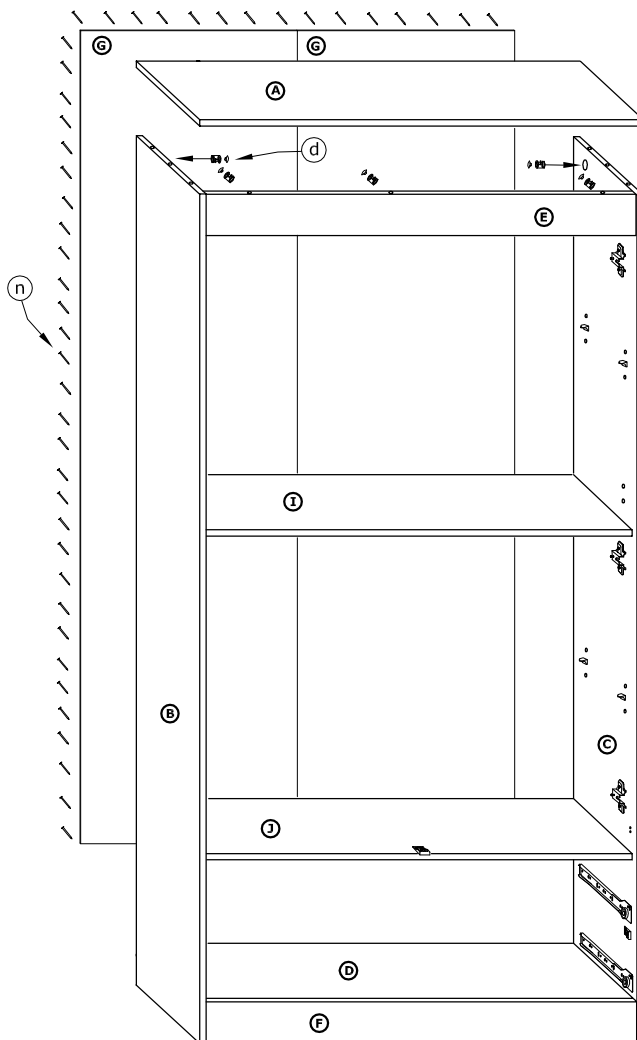
4

- x 16 
- (d) x 1 
- (j) x 1 
- (k) x 2 
- (l) x 2 (3,5x16) 









5

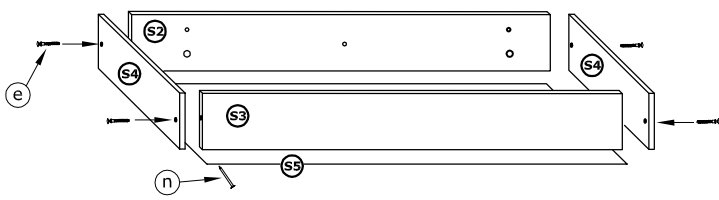
- x 7 
- (d) x 60 
- (n) 



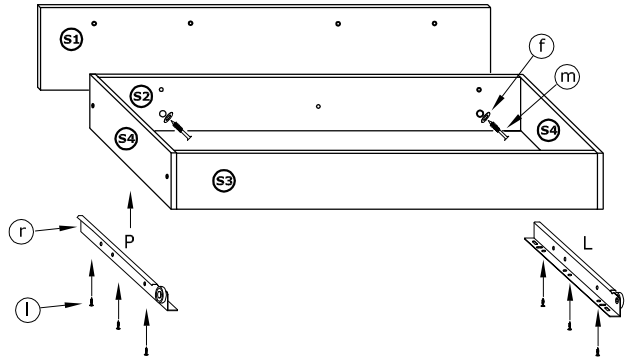
6

x 8  e	x 4  f	x 12 (3,5x16)  l	x 4 (3,5x30)  m	x 40  n	x 2 kpl.  r
---	---	--	---	--	--





X 2



X 2



7

x 6  g	x 12 (3,5x16)  l	x 6 (3,5x30)  m	x 6  p
---	--	---	---

